



ADC-2-HP AND ADH-2-HP HIGH PRESSURE - (10 IN. S.P.) ACCESS DOORS

STANDARD SIZES

Quantity		Size	Dim. A Width	Dim. B Height	Frame Neck O.D.	No. of Cams ADC-2-HP	No. of Cams ADH-2-HP	Option(s)
ADC-2-HP	ADH-2-HP							
		6 x 6	6	6	4-7/8" x 4-7/8"	4	3	
		8 x 8	8	8	6-7/8" x 6-7/8"	4	3	
		10 x 10	10	10	8-7/8" x 8-7/8"	4	3	
		12 x 12	12	12	10-7/8" x 10-7/8"	4	3	
		14 x 14	14	14	12-7/8" x 12-7/8"	4	3	
		16 x 16	16	16	14-7/8" x 14-7/8"	8	6	
		18 x 18	18	18	16-7/8" x 16-7/8"	8	6	
		20 x 20	20	20	18-7/8" x 18-7/8"	8	6	
		24 x 24	24	24	22-7/8" x 22-7/8"	8	6	

SPECIFICATIONS:

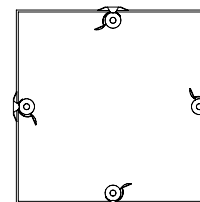
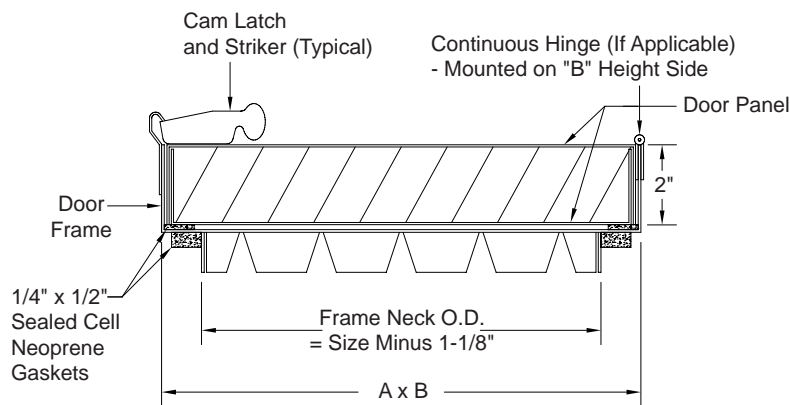
- DOOR PANEL:
24 ga. galvanized steel
- FRAME:
22 ga. galvanized steel
- INSULATION:
2" fiberglass
- PRE-FORMED TABS:
22 ga. galvanized steel
- CAMS & STRIKERS:
galvanized steel
- HINGE:
plated steel

OPTIONAL CONSTRUCTION:

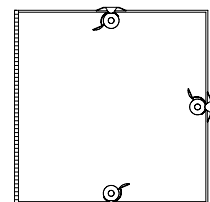
- .032" aluminum with aluminum hinge and/or plated steel cams & strikers
- 24 gauge stainless steel with stainless steel hinge and/or cams & strikers

OTHER OPTIONS:

- Chain (ADC only)
- Hasp (ADH only)
- Padlock eyes (ADH only)
- Optional Window
 - DP - Plexiglass
 - DL - Lexan
 - DG - Laminated Safety Glass



MODEL ADC-2-HP
with cam latches



MODEL ADH-2-HP
with hinge and cams

To maintain KEES' policy of continuous product development, we reserve the right to change prices, specifications, ratings and dimensions without notice or obligation.

Project		Location	
Engineer			
Architect		Dwg. No.	SD-ADC2-HP
Contractor		Date	07/17



KEES INCORPORATED
400 S. Industrial Dr.
Elkhart Lake, WI 53020
Phone: (920) 876-3391
Fax: (920) 876-3065
Website: www.kees.com