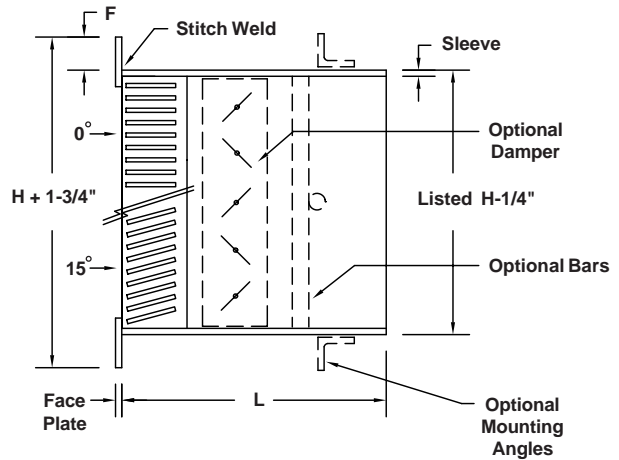
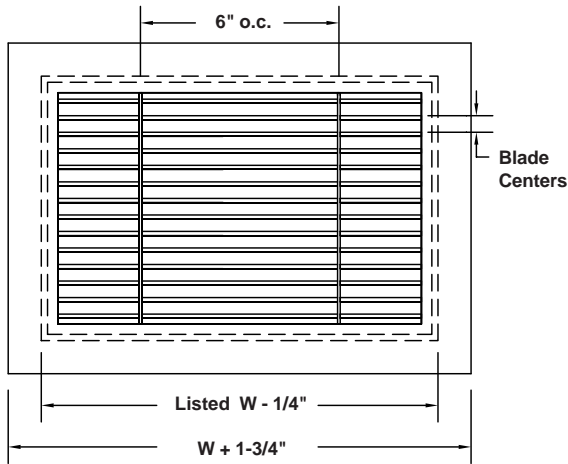


SEG-5M SECURITY GRILLE – SUPPLY OR RETURN



STANDARD CONSTRUCTION

Face: 10 ga. steel stitch welded to sleeve. 1" face flange.
Blades: 1-1/2" x 1/8" steel bars on 1/2" centers. Available on 0 degree (Std.) deflection or 15 degree. Blades penetrate supports and are welded to sleeve.
Supports: 10 ga. steel 6" o.c., stitch welded inside sleeve.
Sleeve: 10 ga. steel with continuously welded or formed seams.
Finish: Two part polyurethane inside and out. White.

REQUIRED CONSTRUCTION:

- Face Material:** 10 ga. steel (Std.)
 3/16" steel
 Other _____
- Deflection:** 0 degrees (Std.)
 15 degree
- Blade Centers:** 1/2" (Std.)
 3/8"
 1/4"
- Flange "F":** 1" (Std.)
 Other _____
- Sleeve Material:** 10 ga. steel (Std.)
 3/16" steel
 Other _____
- Finish:** White (Std.)
 Other _____
- Other Material:** **SEG-5MA** all aluminum construction.
 SEG-5MSS all stainless steel construction

MOUNTING OPTIONS:

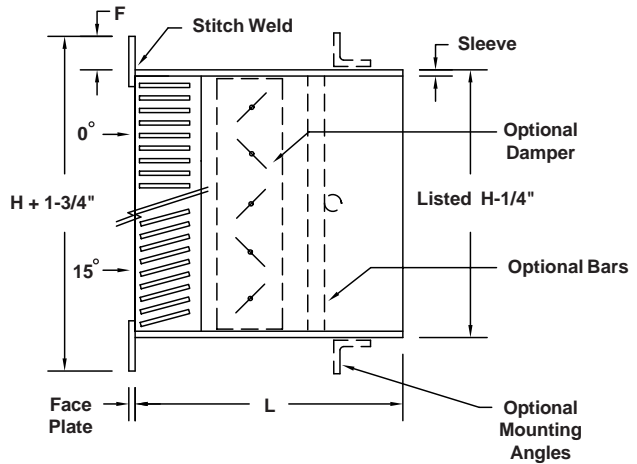
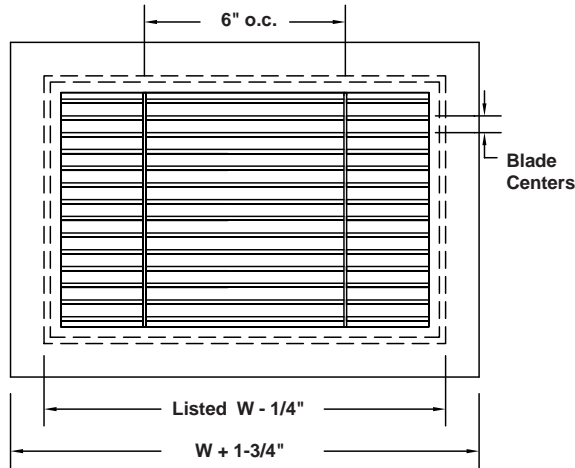
- 11A.** Two loose pieces of 1" x 1" x 1/8" mill finish steel angle loose for field welding. Length equal to longest side of grille. Other angle size _____
 - 11B.** Rear angle frame of 1" x 1" x 1/8" mill finish steel completely assembled for field welding. Other angle size _____
 - 12A.** Rear angle frame for bolting to sleeve. 1" x 1" x 1/8" steel with bolt holes 8" o.c. for 1/4" dia. bolts. No holes in sleeve. No bolts, nuts or washers. Other angle size _____
 - 12B.** Rear angle frame for bolting to sleeve. 1" x 1" x 1/8" steel with bolt holes in sleeve and frame 8" o.c. for 1/4" dia. bolts. No bolts, nuts or washers. (Advise wall or ceiling thickness). Other angle size _____
 - 23.** Masonry anchors: 1/2" x 3" anchors 16" o.c., one per side minimum, welded to sleeve exterior. Other size or spacing _____
 - 24.** Countersunk screw holes in face 10" o.c. with #10-24 x 2" long Torx security machine screws for 1-1/2" maximum ceiling thickness. 1" x 1" x 1/8" steel angle frame with matching holes and foldover nuts. Requires 1-1/2" flange.
 - 25.** Countersunk screw holes in face 10" o.c. with #10 x 1-1/2" long Torx security sheet metal screws. Other screw length _____
- ACCESSORIES:**
- 16F.** Face operated opposed blade damper tack welded into sleeve.
 - 16R.** Rear operated opposed blade damper tack welded into sleeve.
 - 19.** 1/2" dia. A-36 mild steel bars 6" o.c. both ways, welded to sleeve and at intersections.
 - Other:** _____

Qty.	Listed Size		Sleeve O.D.		Masonry Opening		Sleeve Length L	Wall Thickness	Accessories	Mounting Option	Tag
	W	H	W	H	W	H					

To maintain KEES' policy of continuous product improvement, we reserve the right to change prices, specifications, ratings or dimensions without notice or obligation.

Project		Location		
Architect / Engineer			<p>KEES INCORPORATED 400 S. Industrial Dr. • P.O. Box L Elkhart Lake, WI 53020 Phone: (920) 876-3391 Fax: (920) 876-3065 Website: www.kees.com</p>	
Contractor		Dwg. No.		SEG-5MW 03/29/06
Representative		Date		

SEG-5MA SECURITY GRILLE – SUPPLY OR RETURN



STANDARD CONSTRUCTION

Face: .125" aluminum stitch welded to sleeve. 1" face flange.
Blades: 1-1/2" x 1/8" aluminum bars on 1/2" centers. Available on 0 degree (Std.) deflection or 15 degree. Blades penetrate supports and are welded to sleeve.
Supports: .125" aluminum 6" o.c., stitch welded inside sleeve.
Sleeve: .100" aluminum with continuously welded or formed seams.
Finish: Two part polyurethane inside and out. White.

REQUIRED CONSTRUCTION:

- Face Material:** .125" aluminum (Std.)
 .190" aluminum
 Other _____
- Deflection:** 0 degree (Std.)
 15 degree
- Blade Centers:** 1/2" (Std.)
 3/8"
 1/4"
- Flange "F":** 1" (Std.)
 Other _____
- Sleeve Material:** .100" aluminum (Std.)
 .125" aluminum
 Other _____
- Finish:** White (Std.)
 Other _____
- Other Material:** **SEG-5M** all steel construction.
 SEG-5MSS all stainless steel construction

MOUNTING OPTIONS:

- 11AA.** Two loose pieces of 1" x 1" x 1/8" mill finish aluminum angle loose for field welding. Length equal to longest side of grille. Other angle size _____
- 11AB.** Rear angle frame of 1" x 1" x 1/8" mill finish aluminum completely assembled for field welding. Other angle size _____
- 12AA.** Rear angle frame for bolting to sleeve. 1" x 1" x 1/8" aluminum with bolt holes 8" o.c. for 1/4" dia. bolts. No holes in sleeve. No bolts, nuts or washers. Other angle size _____
- 12AB.** Rear angle frame for bolting to sleeve. 1" x 1" x 1/8" aluminum with bolt holes in sleeve and frame 8" o.c. for 1/4" dia. bolts. No bolts, nuts or washers. (Advise wall or ceiling thickness). Other angle size _____
- 23A.** Masonry anchors: 1/2" x 3" aluminum anchors 16" o.c., one per side minimum, welded to sleeve exterior. Other size or spacing _____
- 24A.** Countersunk screw holes in face 10" o.c. with #10-24 x 2" long Torx security machine screws for 1-1/2" maximum ceiling thickness. 1" x 1" x 1/8" aluminum angle frame with matching holes and foldover nuts. Requires 1-1/2" flange.
- 25SS.** Countersunk screw holes in face 10" o.c. with #10 x 1-1/2" long stainless steel Torx security sheet metal screws. Other screw length _____

ACCESSORIES:

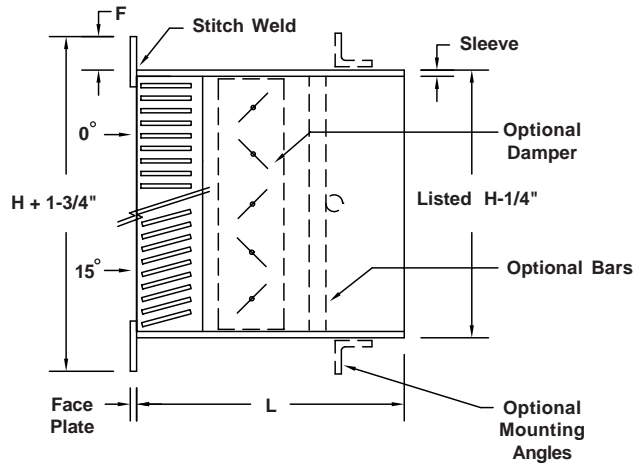
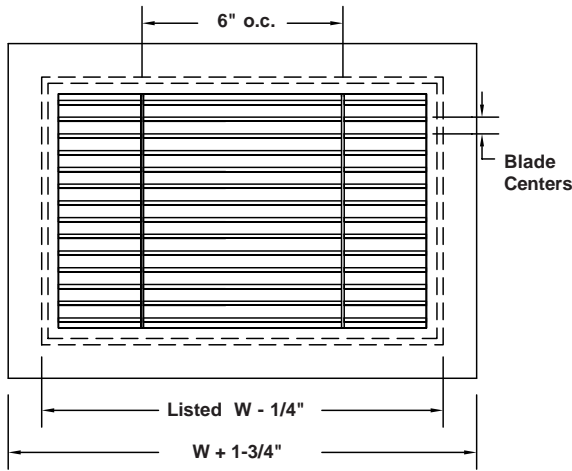
- 16AF.** Face operated aluminum opposed blade damper tack welded into sleeve.
- 16AR.** Rear operated aluminum opposed blade damper tack welded into sleeve.
- 19A.** 1/2" dia. aluminum security bars 6" o.c. both ways, welded to sleeve and at intersections.
- Other:** _____

Qty.	Listed Size		Sleeve O.D.		Masonry Opening		Sleeve Length L	Wall Thickness	Accessories	Mounting Option	Tag
	W	H	W	H	W	H					

To maintain KEES' policy of continuous product improvement, we reserve the right to change prices, specifications, ratings or dimensions without notice or obligation.

Project		Location		
Architect / Engineer				
Contractor		Dwg. No.	SEG-5MAw 03/29/06	 KEES INCORPORATED 400 S. Industrial Dr. • P.O. Box L Elkhart Lake, WI 53020 Phone: (920) 876-3391 Fax: (920) 876-3065 Website: www.kees.com
Representative		Date		

SEG-5MA3 SECURITY GRILLE – SUPPLY OR RETURN



STANDARD CONSTRUCTION

Face: .125" aluminum stitch welded to sleeve. 1" face flange.
Blades: 3/4" x 3/16" aluminum bars on 1/2" centers. Available on 0 degree (Std.) deflection or 15 degree. Blades penetrate supports and are welded to sleeve.
Supports: .125" aluminum 6" o.c., stitch welded inside sleeve.
Sleeve: .100" aluminum with continuously welded or formed seams.
Finish: Two part polyurethane inside and out. White.

REQUIRED CONSTRUCTION:

- Face Material:** .125" aluminum (Std.)
 .190" aluminum
 Other _____
- Deflection:** 0 degree (Std.)
 15 degree
- Blade Centers:** 1/2" (Std.)
 3/8"
- Flange "F":** 1" (Std.)
 Other _____
- Sleeve Material:** .100" aluminum (Std.)
 .125" aluminum
 Other _____
- Finish:** White (Std.)
 Other _____

MOUNTING OPTIONS:

- 11AA.** Two loose pieces of 1" x 1" x 1/8" mill finish aluminum angle loose for field welding. Length equal to longest side of grille. Other angle size _____
 - 11AB.** Rear angle frame of 1" x 1" x 1/8" mill finish aluminum completely assembled for field welding. Other angle size _____
 - 12AA.** Rear angle frame for bolting to sleeve. 1" x 1" x 1/8" aluminum with bolt holes 8" o.c. for 1/4" dia. bolts. No holes in sleeve. No bolts, nuts or washers. Other angle size _____
 - 12AB.** Rear angle frame for bolting to sleeve. 1" x 1" x 1/8" aluminum with bolt holes in sleeve and frame 8" o.c. for 1/4" dia. bolts. No bolts, nuts or washers. (Advise wall or ceiling thickness). Other angle size _____
 - 23A.** Masonry anchors: 1/2" x 3" aluminum anchors 16" o.c., one per side minimum, welded to sleeve exterior. Other size or spacing _____
 - 24A.** Countersunk screw holes in face 10" o.c. with #10-24 x 2" long Torx security machine screws. 1" x 1" x 1/8" aluminum angle frame with matching holes and foldover nuts. Requires 1-1/2" flange.
 - 25SS.** Countersunk screw holes in face 10" o.c. with #10 x 1-1/2" long Stainless steel Torx security sheet metal screws. Other screw length _____
- ACCESSORIES:**
- 16AF.** Face operated aluminum opposed blade damper tack welded into sleeve.
 - 16AR.** Rear operated aluminum opposed blade damper tack welded into sleeve.
 - 19A.** 1/2" dia. aluminum security bars 6" o.c. both ways, welded to sleeve and at intersections.
 - Other:** _____

Qty.	Listed Size		Sleeve O.D.		Masonry Opening		Sleeve Length L	Wall Thickness	Accessories	Mounting Option	Tag
	W	H	W	H	W	H					

To maintain KEES' policy of continuous product improvement, we reserve the right to change prices, specifications, ratings or dimensions without notice or obligation.

Project		Location	
Architect / Engineer		<p>KEES INCORPORATED 400 S. Industrial Dr. • P.O. Box L Elkhart Lake, WI 53020 Phone: (920) 876-3391 Fax: (920) 876-3065 Website: www.kees.com</p>	
Contractor			Dwg. No. SEG-5MA3w 07/13/04
Representative			Date