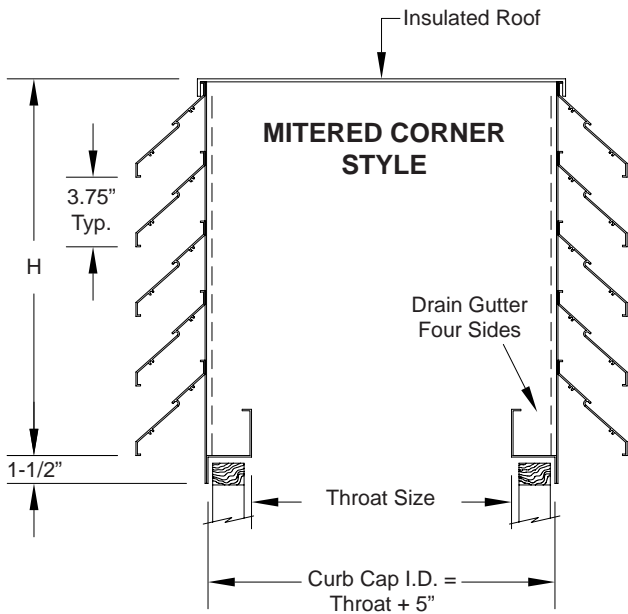




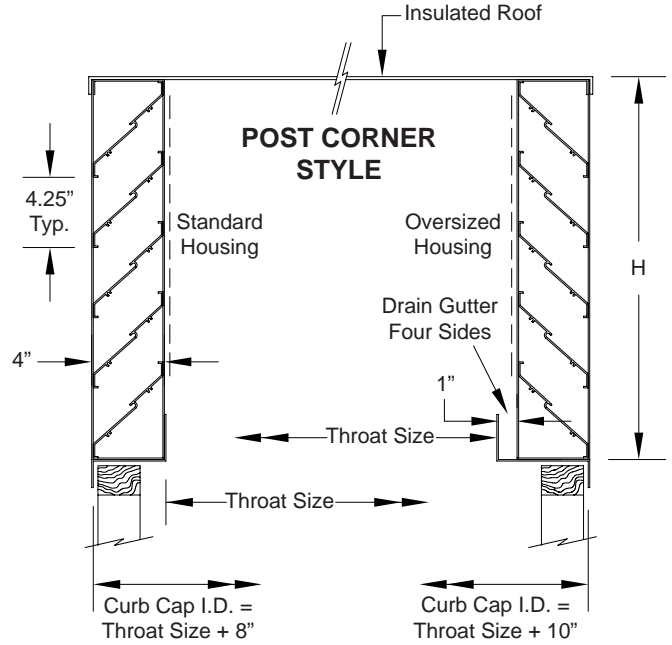
EXTRUDED ALUMINUM LOUVERED PENTHOUSE

Model LPL Storm Proof 45 Degree Blade

Model LPDL Drainable Storm Proof 45 Degree Blade

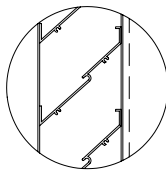


MODEL LPL-M

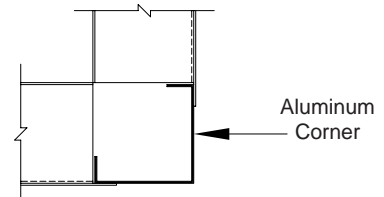


**MODEL LPL-P
MODEL LPDL-P**

**MODEL LPL-PD
MODEL LPDL-PD**



**MODEL LPDL
DRAINABLE BLADE**



CORNER POST DETAIL

Quantity	Model	Throat Size	Curb Cap Size	Height H	No. Blades High

CFM	Pressure Drop	Finish	Type Screen	Special Features	Tag

To maintain KEES' policy of continuous product improvement, we reserve the right to change prices, specifications, ratings or dimensions without notice or obligation.

Project				Location			
Engineer				KEES INCORPORATED 400 S. Industrial Dr. • P.O. Box L Elkhart Lake, WI 53020 Phone: (920) 876-3391 Fax: (920) 876-3065 Website: www.kees.com			
Architect			Dwg. No.				SD-LP
Contractor			Date				05/08