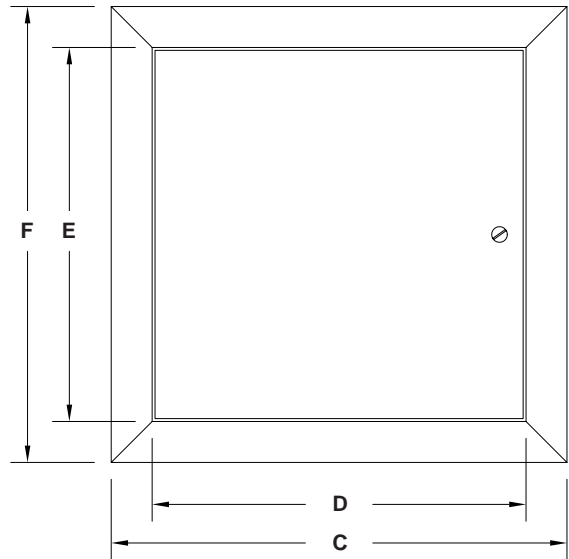
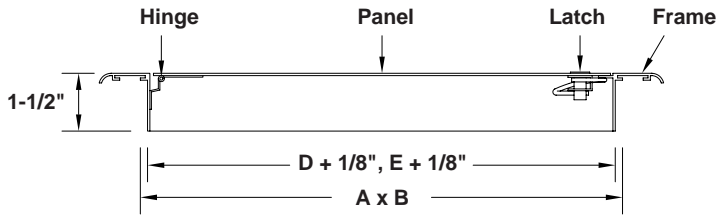
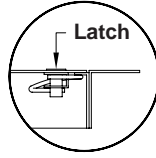


STYLE "K" ACCESS PANELS



CONSTRUCTION:

- Frame:** .060-6063-T6 Aluminum (Standard)
16 GA. S.S. (Optional)
- Panel:** 14 GA. Galvanealed Steel (Standard)
.080 Alum. (Optional)
14 GA. S.S. (Optional)
- Finish:** Mill
- Latches:** Slot Cam Type (Standard)
Allen Key Cam Type (Optional)
Center Pin Allen Key Tamper Resistant (Optional)
Cylinder Cam Lock (Optional)



OPTIONAL
S.S. Border

NOTE: Hinge Always on "E" Dimension or Height Dimension

Qty.	Nominal Size	Frame Outside Dimension		Wall Opening Size Dimension		No. of Latches	Options	Tag
	D x E	C	F	Dim. A	Dim. B			
	6 x 6	8-5/8	8-5/8	6-3/8	6-3/8	1		
	8 x 8	10-5/8	10-5/8	8-3/8	8-3/8	1		
	10 x 10	12-5/8	12-5/8	10-3/8	10-3/8	1		
	8 x 12	10-5/8	14-5/8	8-3/8	12-3/8	1		
	12 x 12	14-5/8	14-5/8	12-3/8	12-3/8	1		
	10 x 14	12-5/8	16-5/8	10-3/8	14-3/8	1		
	14 x 14	16-5/8	16-5/8	14-3/8	14-3/8	1		
	12 x 16	14-5/8	18-5/8	12-3/8	16-3/8	1		
	16 x 16	18-5/8	18-5/8	16-3/8	16-3/8	1		
	12 x 18	14-5/8	20-5/8	12-3/8	18-3/8	1		
	18 x 18	20-5/8	20-5/8	18-3/8	18-3/8	2		
	16 x 20	18-5/8	22-5/8	16-3/8	20-3/8	2		
	12 x 24	14-5/8	26-5/8	12-3/8	24-3/8	2		
	20 x 24	22-5/8	26-5/8	20-3/8	24-3/8	4		
	24 x 24	26-5/8	26-5/8	24-3/8	24-3/8	4		
	20 x 30	22-5/8	32-5/8	20-3/8	30-3/8	5		
	24 x 30	26-5/8	32-5/8	24-3/8	30-3/8	5		
	30 x 30	32-5/8	32-5/8	30-3/8	30-3/8	5		
	30 x 36	32-5/8	38-5/8	30-3/8	36-3/8	5		
	36 x 36	38-5/8	38-5/8	36-3/8	36-3/8	5		

To maintain KEES' policy of continuous product improvement, we reserve the right to change prices, specifications, ratings or dimensions without notice or obligation.

Project		Location	
Engineer			
Architect		Dwg. No.	SD-K
Contractor		Date	07/05

KEES INCORPORATED
 400 S. Industrial Dr. • P.O. Box L
 Elkhart Lake, WI 53020
 Phone: (920) 876-3391
 Fax: (920) 876-3065
 Website: www.kees.com