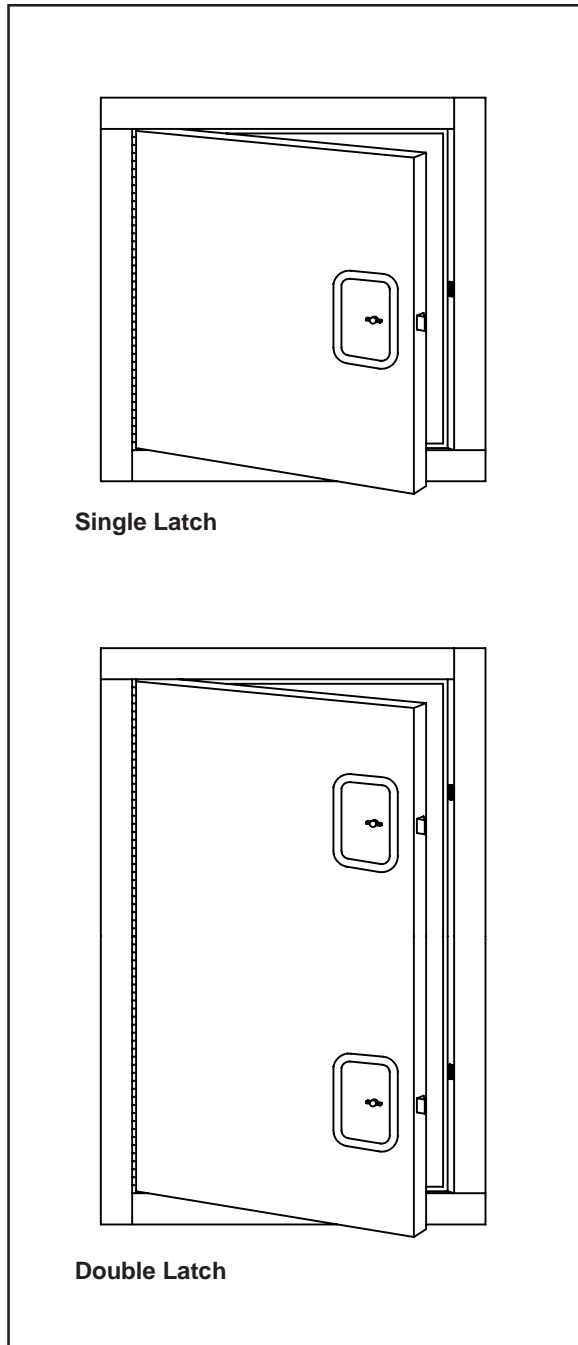




# U.L. FIRE RATED ACCESS PANELS



Single Latch

Double Latch

## AP-FR SERIES FIRE RATED ACCESS PANELS

### Product

Fire rated access panel offers key lock or turn ring, continuous hinge, and quality appearance.

1. Underwriters Laboratories 1-1/2 hour "B" label for use in walls. (48" x 48" maximum).  
  
Warnock Hersey 3 hour label for use in non-combustible ceilings (24" x 36" maximum).
2. Latch bolt is operated with either a key or turn ring which screws into the key slot for keyless operation (both are provided with door).
3. Grey enamel prime finish -  
Providing a smooth base for finished painting or covering.
4. Provided with screw holes and masonry anchors to facilitate installation in walls or ceilings.
5. Automatic Closing -  
Spring closer on all size panels assures positive latching as panel closes.
6. 1 - Latch on panels thru 22" x 30" and on 24" x 24", 24" x 30" and 30" x 30" panels.  
  
2 - Latches on panels over 22" x 30" except for 24" x 24", 24" x 30", and 30" x 30" panels.

### KEES STOCK SIZES

8 x 8	14 x 14	24 x 24	24 x 48	<b>SEE REVERSE SIDE</b>
10 x 10	16 x 16	24 x 30	36 x 48	
12 x 12	18 x 18	24 x 36		

### OTHER SIZES

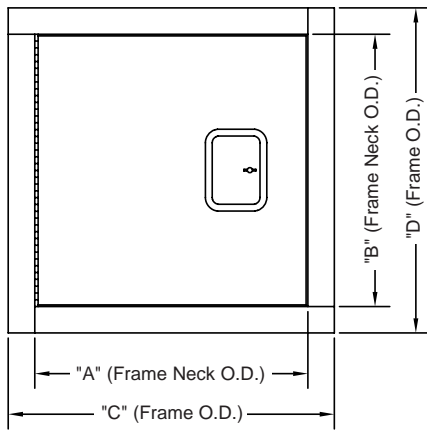


# FIRE RATED ACCESS PANELS

## MODEL AP-FR

U.L. 1-1/2 HOUR "B" LABEL FOR USE IN WALLS  
 WARNOCK HERSEY 3 HOUR LABEL FOR USE IN NON-COMBUSTIBLE CEILINGS (24" X 36" MAXIMUM)

FIG. 1 - WALL INSTALLATION DETAIL



Latch mechanism uses either a key or turn ring which screws into the key slot for keyless operation (both are provided with door).

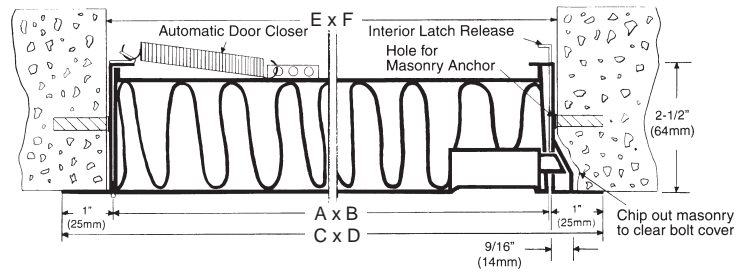
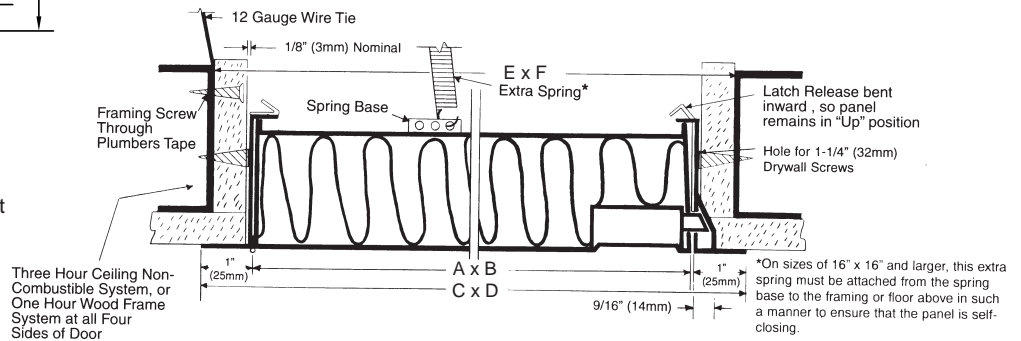


FIG. 2 - 3-HOUR CEILING INSTALLATION DETAIL



\*\*For 1-hour ceiling or concrete ceiling, use wall opening dimension.

Qty.	Size	Frame Neck O.D. Nominal Size		Frame Outside Dimension		Wall Opening Dimension		Ceiling Opening Dimension**		No. of Latches	Construction Details
		A	B	C	D	E	F	E	F		
	8 x 8	8	8	10	10	8-3/8	8-3/8	9-5/8	9-5/8	1	<b>FRAME</b> 16 gauge electro-galvanized steel  <b>DOOR PANEL</b> 20 gauge electro-galvanized steel  <b>LATCHES</b> Work from inside and outside  <b>INSULATION</b> Fire retardant  <b>HINGE</b> Continuous steel - zinc-plated  <b>FINISH</b> Primer  <b>MOUNTING</b> Fastener holes and masonry anchor straps provided
	10 x 10	10	10	12	12	10-3/8	10-3/8	11-5/8	11-5/8	1	
	12 x 12	12	12	14	14	12-3/8	12-3/8	13-5/8	13-5/8	1	
	12 x 18	12	18	14	20	12-3/8	18-3/8	13-5/8	19-5/8	1	
	12 x 24	12	24	14	26	12-3/8	24-3/8	13-5/8	25-5/8	1	
	14 x 14	14	14	16	16	14-3/8	14-3/8	15-5/8	15-5/8	1	
	16 x 16	16	16	18	18	16-3/8	16-3/8	17-5/8	17-5/8	1	
	18 x 18	18	18	20	20	18-3/8	18-3/8	19-5/8	19-5/8	1	
	18 x 24	18	24	20	26	18-3/8	24-3/8	19-5/8	25-5/8	1	
	20 x 30	20	30	22	32	20-3/8	30-3/8	21-5/8	31-5/8	1	
	22 x 22	22	22	24	24	22-3/8	22-3/8	23-5/8	23-5/8	1	
	22 x 30	22	30	24	32	22-3/8	30-3/8	23-5/8	31-5/8	1	
	22 x 36	22	36	24	38	22-3/8	36-3/8	23-5/8	37-5/8	2	
	24 x 24	24	24	26	26	24-3/8	24-3/8	25-5/8	25-5/8	1	
	24 x 30	24	30	26	32	24-3/8	30-3/8	25-5/8	31-5/8	2	
	24 x 36	24	36	26	38	24-3/8	36-3/8	25-5/8	37-5/8	2	
	24 x 48	24	48	26	50	24-3/8	48-3/8	-	-	2	
	30 x 30	30	30	32	32	30-3/8	30-3/8	-	-	2	
	30 x 36	30	36	32	38	30-3/8	36-3/8	-	-	2	
	32 x 32	32	32	34	34	32-3/8	32-3/8	-	-	2	
	36 x 36	36	36	38	38	36-3/8	36-3/8	-	-	2	
	36 x 48	36	48	38	50	36-3/8	48-3/8	-	-	2	
	48 x 48	48	48	50	50	48-3/8	48-3/8	-	-	2	

ALL OTHER SIZES AVAILABLE IF LESS THAN 48" X 48"

To maintain KEES' policy of continuous product improvement, we reserve the right to change prices, specifications, ratings or dimensions without notice or obligation.

<b>Project</b>		<b>Location</b>	
<b>Engineer</b>			
<b>Architect</b>		<b>Dwg. No.</b>	<b>SD-APR</b>
<b>Contractor</b>		<b>Date</b>	<b>02/06</b>

**KEES INCORPORATED**  
 400 S. Industrial Dr. • P.O. Box L  
 Elkhart Lake, WI 53020  
 Phone: (920) 876-3391  
 Fax: (920) 876-3065  
 Website: www.kees.com