



ADC-HP AND ADH-HP HIGH PRESSURE - (10 IN. S.P.) ACCESS DOORS

STANDARD SIZES

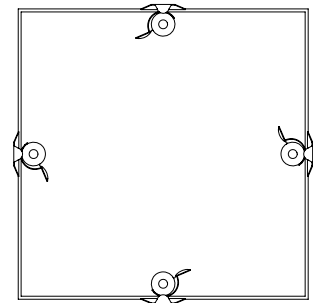
Quantity		Size	Dim. A Width	Dim. B Height	Frame Neck O.D.	No. of Cams ADC-HP	No. of Cams ADH-HP
ADC-HP	ADH-HP						
		6 x 6	6	6	4-7/8" x 4-7/8"	4	3
		8 x 8	8	8	6-7/8" x 6-7/8"	4	3
		10 x 10	10	10	8-7/8" x 8-7/8"	4	3
		12 x 12	12	12	10-7/8" x 10-7/8"	4	3
		14 x 14	14	14	12-7/8" x 12-7/8"	4	3
		16 x 16	16	16	14-7/8" x 14-7/8"	8	6
		18 x 18	18	18	16-7/8" x 16-7/8"	8	6
		20 x 20	20	20	18-7/8" x 18-7/8"	8	6
		24 x 24	24	24	22-7/8" x 22-7/8"	8	6

SPECIFICATIONS:

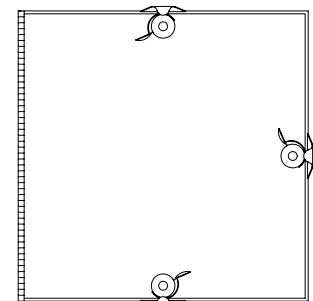
- DOOR PANEL:
24 gauge galvanized steel
- FRAME:
22 gauge galvanized steel
- INSULATION:
1" fiberglass
- PRE-FORMED TABS:
22 gauge galvanized steel

OPTIONAL CONSTRUCTION:

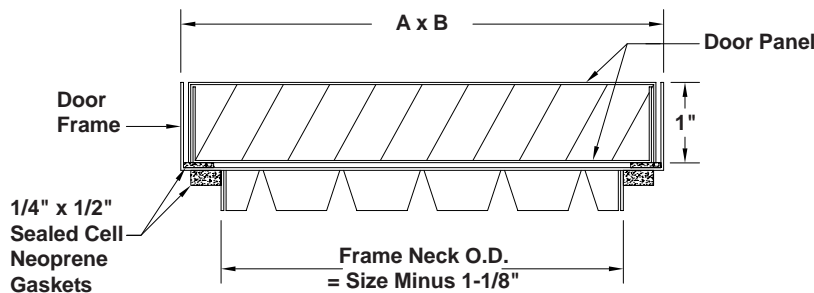
- .032" aluminum with plated steel cams and strikers
- 24 gauge stainless steel with stainless steel cams and strikers



ADC-HP



ADH-HP



To maintain KEES' policy of continuous product improvement, we reserve the right to change prices, specifications, ratings or dimensions without notice or obligation.

Project		Location	
Engineer			
Architect		Dwg. No.	SD-ADC-HP
Contractor		Date	06/07



KEES INCORPORATED
400 S. Industrial Dr. • P.O. Box L
Elkhart Lake, WI 53020
Phone: (920) 876-3391
Fax: (920) 876-3065
Website: www.kees.com