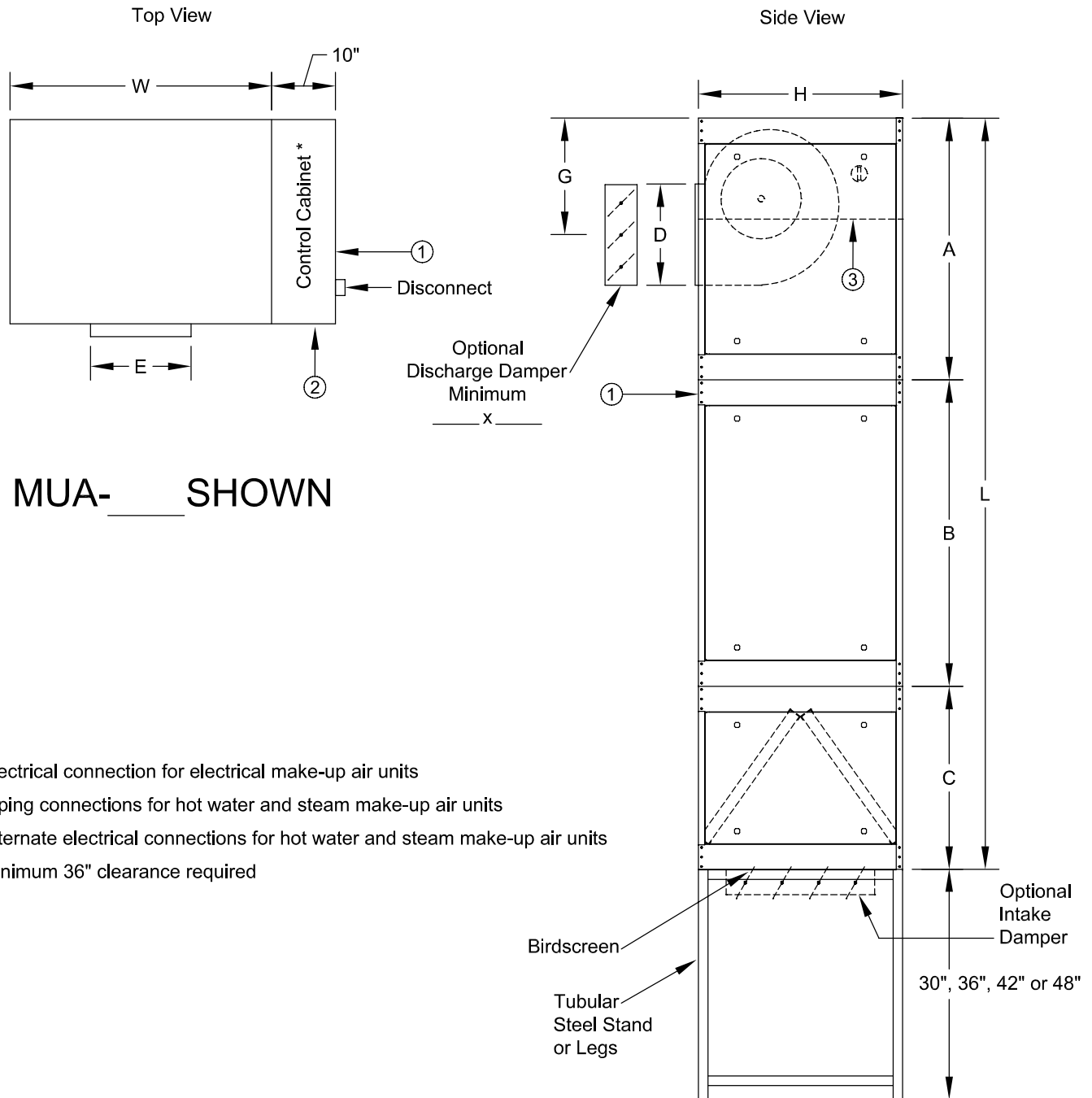


# MODEL MUA VERTICAL MAKE-UP AIR UNIT



MUA-\_\_\_ SHOWN

- ① Electrical connection for electrical make-up air units
- ② Piping connections for hot water and steam make-up air units
- ③ Alternate electrical connections for hot water and steam make-up air units
- \* Minimum 36" clearance required

Model	Housing	A	B	C	D	E	G	L	H	W
MUA-109	#1	33	48	28	10.25	12.00	12.50	109	26	33.2
MUA-110					11.50	13.25				
MUA-110	#2	41	48	28.75	11.50	13.25	17.50	117.75	32	41.2
MUA-112					13.50	15.75				
MUA-115					16.00	18.75				

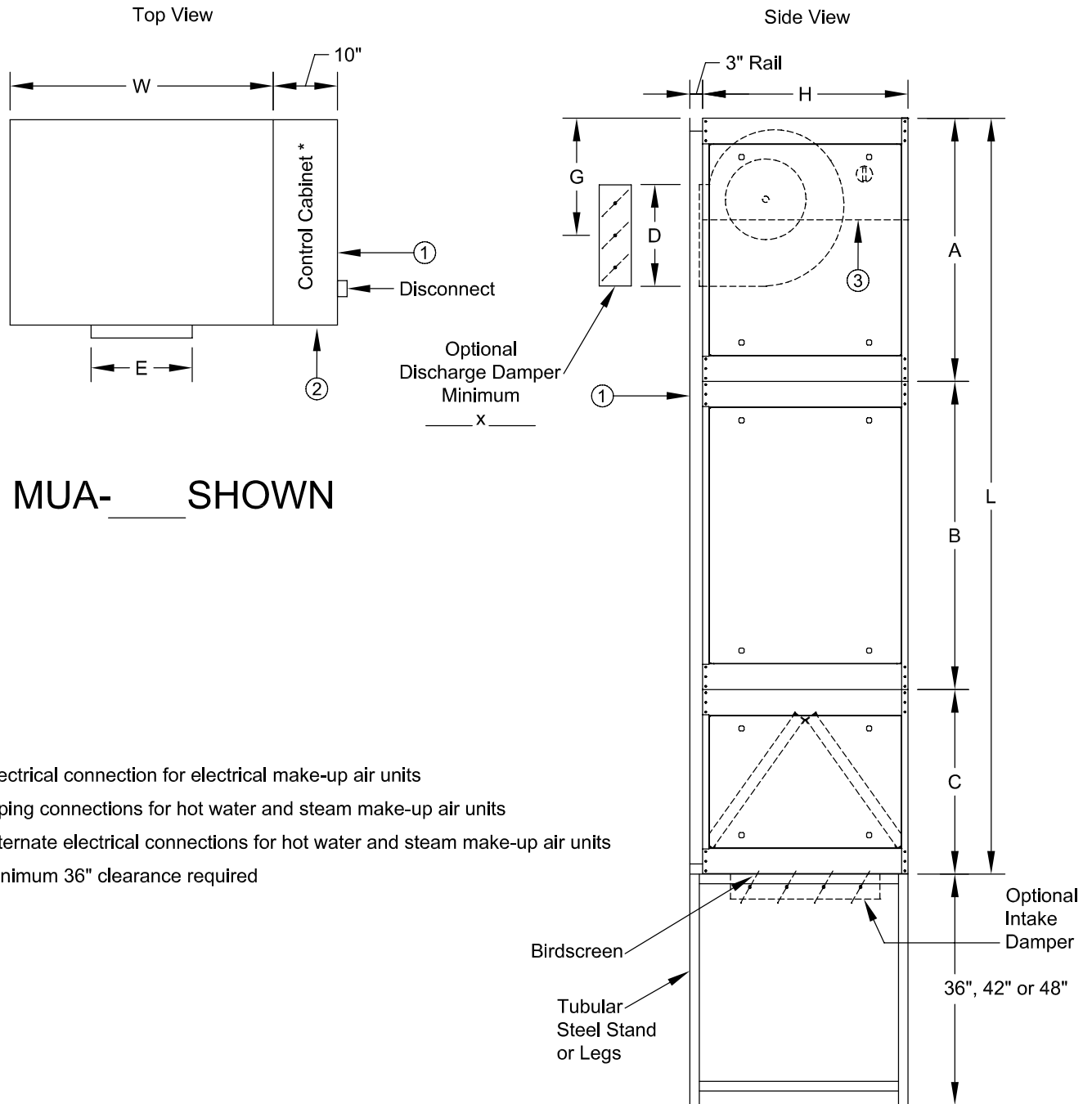
To maintain KEES' policy of continuous product development, we reserve the right to change prices, specifications, ratings and dimensions without notice or obligation.

<b>Project</b>		<b>Location</b>	
<b>Engineer</b>			
<b>Architect</b>		<b>Dwg. No.</b>	SD-MUA-VERT 100% OA, #1,#2
<b>Contractor</b>		<b>Date</b>	04/11



**KEES INCORPORATED**  
 400 S. Industrial Dr.  
 Elkhart Lake, WI 53020  
 Phone: (920) 876-3391  
 Fax: (920) 876-3065  
 Website: www.kees.com

# MODEL MUA VERTICAL MAKE-UP AIR UNIT



- ① Electrical connection for electrical make-up air units
- ② Piping connections for hot water and steam make-up air units
- ③ Alternate electrical connections for hot water and steam make-up air units
- \* Minimum 36" clearance required

Model	Housing	A	B	C	D	E	G	L	H	W
MUA-118-15	#3	57	48	28.25	16.00	18.75	25.00	133.25	46	52.5
MUA-118					19.00	22.00				
MUA-120					24.75	22.75				
MUA-120-HD					24.75	24.75				

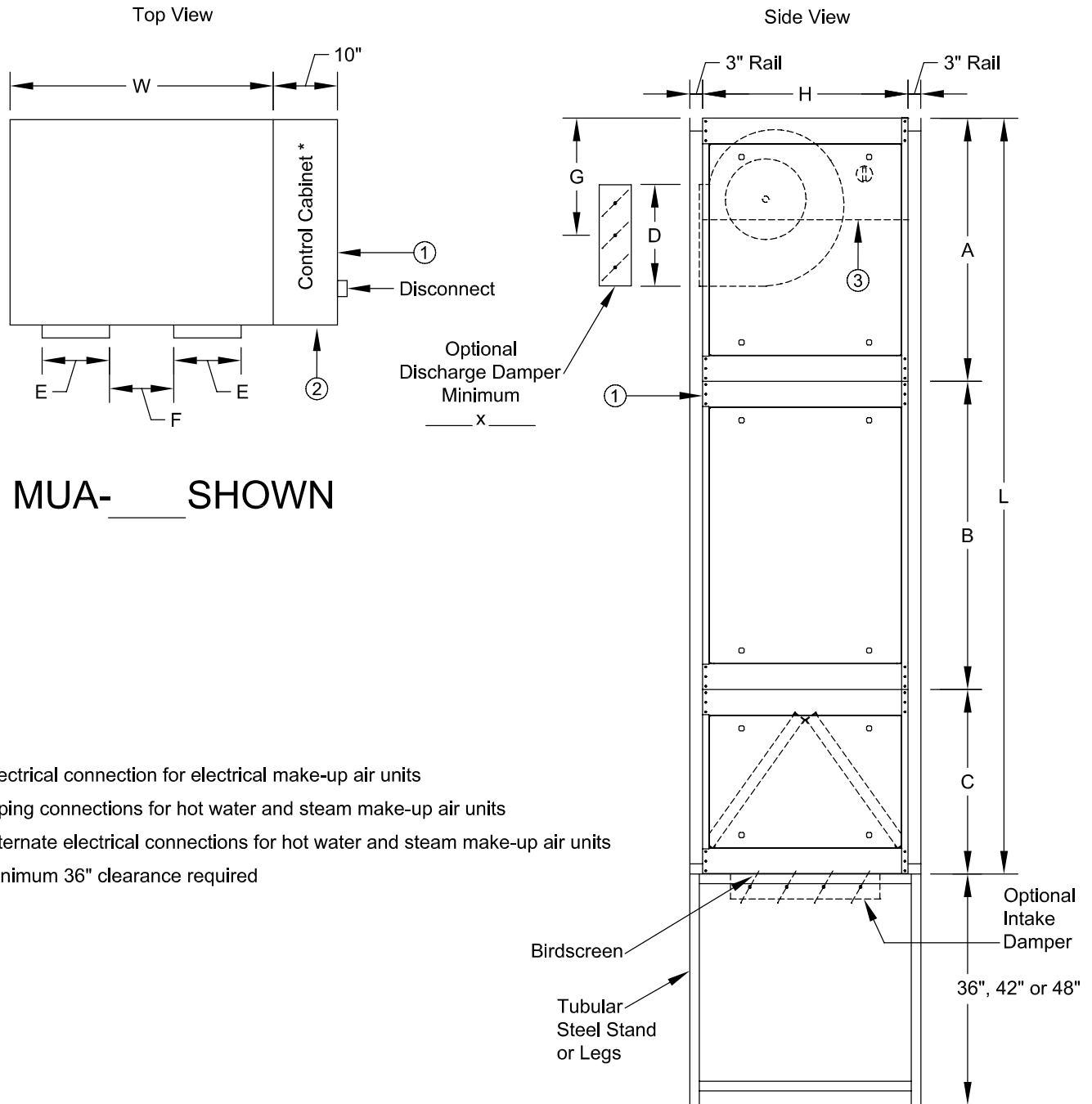
To maintain KEES' policy of continuous product development, we reserve the right to change prices, specifications, ratings and dimensions without notice or obligation.

Project	Location	
Engineer		
Architect	Dwg. No.	SD-MUA-VERT 100% OA, #3
Contractor	Date	04/11



**KEES INCORPORATED**  
 400 S. Industrial Dr.  
 Elkhart Lake, WI 53020  
 Phone: (920) 876-3391  
 Fax: (920) 876-3065  
 Website: www.kees.com

# MODEL MUA VERTICAL MAKE-UP AIR UNIT



- ① Electrical connection for electrical make-up air units
  - ② Piping connections for hot water and steam make-up air units
  - ③ Alternate electrical connections for hot water and steam make-up air units
- \* Minimum 36" clearance required

Model	Housing	A	B	C	D	E	F	G	L	H	W
MUA-218-15	#4	57	48	28.25	16.00	18.75	15.00	25.00	133.25	46	101.20
MUA-218					19.00	22.00	18.00				
MUA-220					24.75	24.75	20.00				

To maintain KEES' policy of continuous product development, we reserve the right to change prices, specifications, ratings and dimensions without notice or obligation.

<b>Project</b>		<b>Location</b>	
<b>Engineer</b>			
<b>Architect</b>		<b>Dwg. No.</b>	SD-MUA-VERT 100% OA, #4
<b>Contractor</b>		<b>Date</b>	04/11



**KEES INCORPORATED**  
 400 S. Industrial Dr.  
 Elkhart Lake, WI 53020  
 Phone: (920) 876-3391  
 Fax: (920) 876-3065  
 Website: www.kees.com