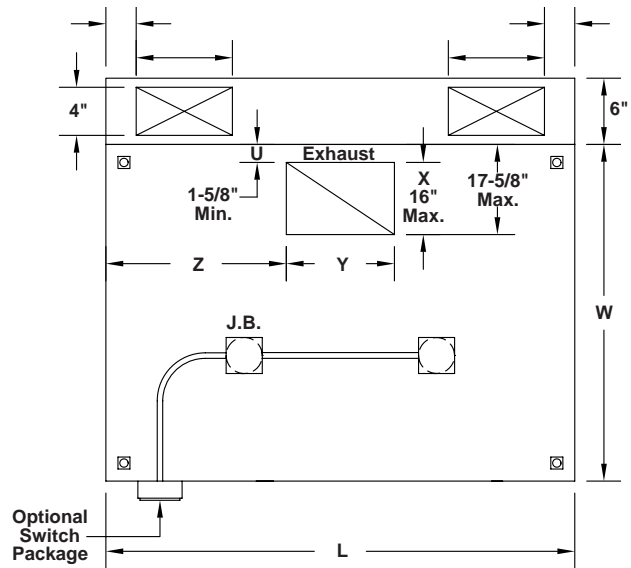
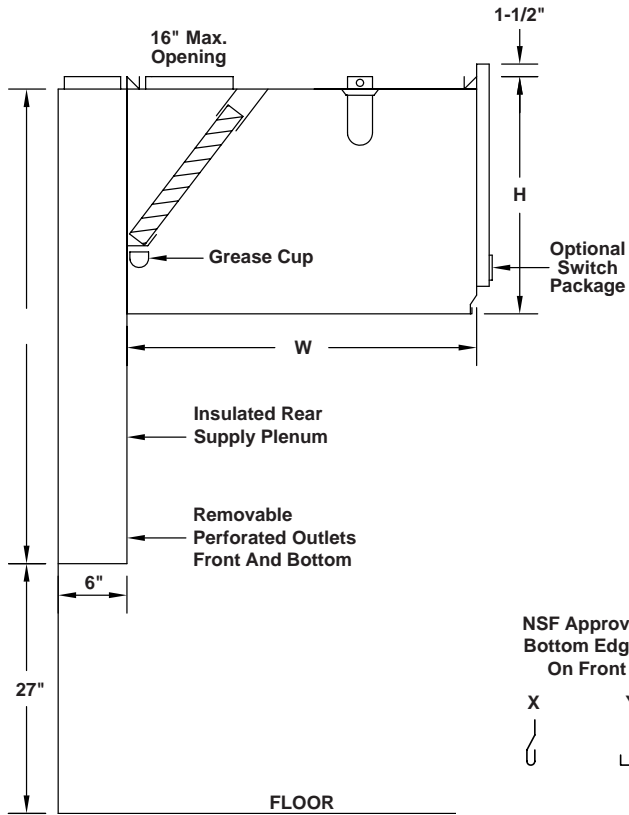



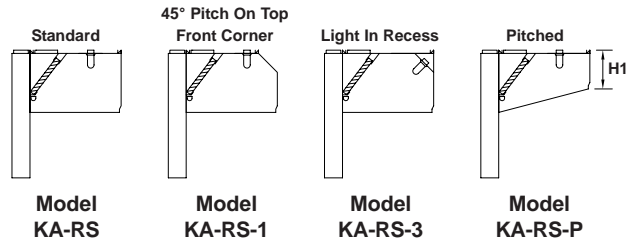
MODEL KA-RS



NSF Approved
Bottom Edges
On Front



MODELS



Quantity	Model	① Material	② Gauge	Hood Dimensions			③ Number of Lights	Bottom Edge Type
				L	W	H		

④ Factory Cut Exhaust Opening				⑤ Filters				⑥ Finish	⑦ Side Skirts	Other Options	Tag
U	X	Y	Z	Type	Material	Qty.	Size				

- ① Type 304 stainless steel.
- ② 18 ga. standard; other gauges available.
- ③ Standard is 100 watt vaporproof incandescent U.L. Listed for use on grease exhaust hood.
- ④ Two collars required on hood sections over 12' long.
- ⑤ Aluminum baffle type U.L. Classified filters standard.

- ⑥ #3 polish standard.
- ⑦ Advise if one or both sides. Make a sketch.
- ⑧ Optional exhaust air fire damper.
- ⑨ Optional switch package with flush mounted stainless steel cover and junction box on top of hood. (Fan switch with illuminated toggle).
 Hood mounted Loose for wall mounting
 Number of light switches _____
 Number of fan switches _____ Voltage ___115V ___24V



U.L. File MH12960 (Without Exhaust Fire Damper)
 U.L. File MH12071 (With Exhaust Fire Damper)



To maintain KEES' policy of continuous product improvement, we reserve the right to change prices, specifications, ratings, or dimensions without prior notice or obligation.

Project		Location	
Engineer			
Architect		Dwg. No.	SD-KA-RS
Contractor		Date	01/06



KEES INCORPORATED
 400 S. Industrial Dr. • P.O. Box L
 Elkhart Lake, WI 53020
 Phone: (920) 876-3391
 Fax: (920) 876-3065
 Website: www.kees.com