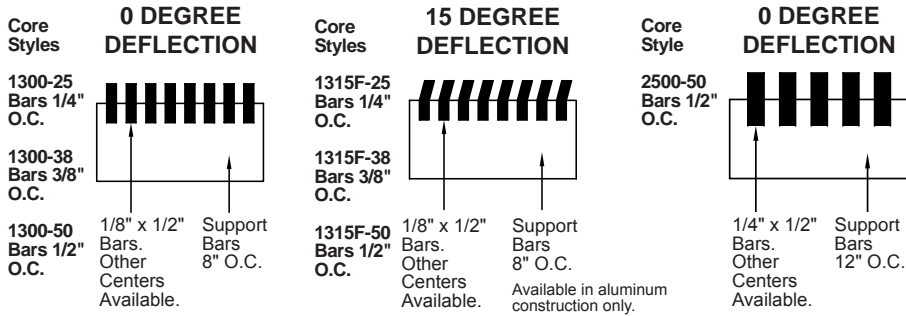




RADIUSED BAR GRILLES

• FLAT MOUNTED • FLANGED or STRAIGHT FRAME

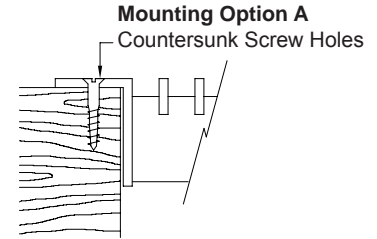
CORE STYLES



NOTE: Contact the factory for limitations on radius of curvature.

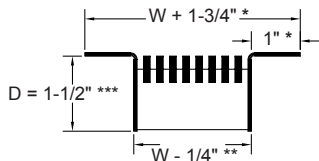
OPTIONS

COUNTERSUNK SCREW HOLES

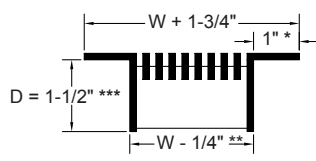


FRAME STYLES

Flanged Frame Style FS

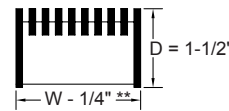


Flanged Frame Style FF



Straight Frame Style S -

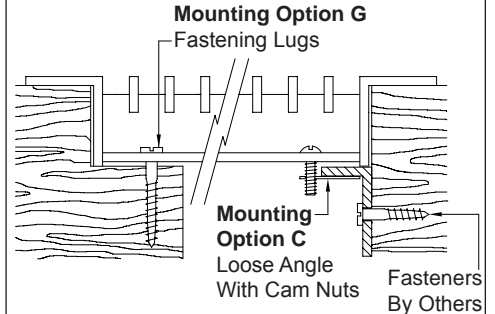
1/8" or 1/4" x 1-1/2" Bar
(Frame width matches core bar width)



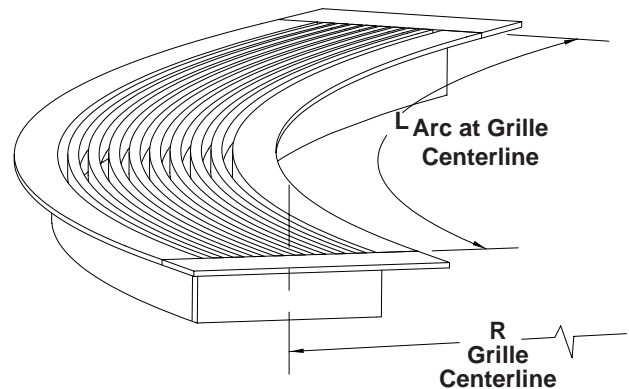
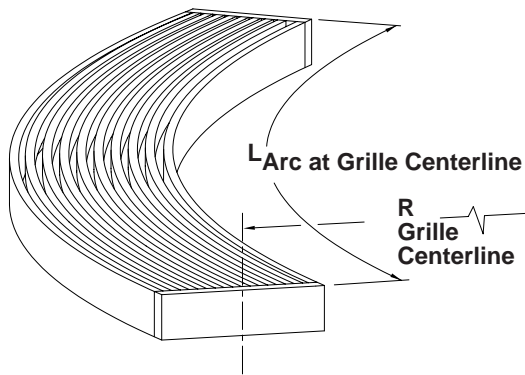
Contact the factory for limitations on radius of curvature.

* 1/2", 3/4" and 1-1/2" flange widths also available, ** Core length = $L - 1/4"$ (Overall core length varies for multiple section units based on tolerance $\pm 1/32"$ per section), *** 4" with optional O.B.D..

FASTENING LUGS / LOOSE ANGLE FRAME WITH MOUNTING LUGS



F FRAME STYLE



Qty.	Listed Size		R	Core Depth D	# Sect.	Core Style	Core Bar Centers	Frame Style	Sup. Bar Spacing	Material	Mtg. Option	Finish	Tag
	L	W											

To maintain KEES' policy of continuous product improvement, we reserve the right to change prices, specifications, ratings or dimensions without notice or obligation.

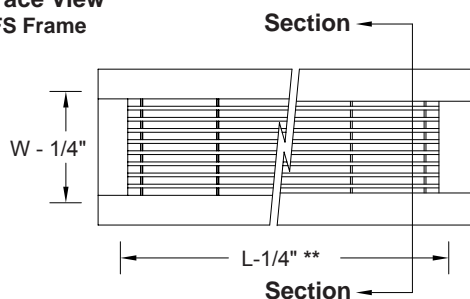
Project		Location	
Engineer		Dwg. No. SD-BGC FLAT	
Architect		Date 11/09	
Contractor		KEES INCORPORATED 400 S. Industrial Dr. • P.O. Box L Elkhart Lake, WI 53020 Phone: (920) 876-3391 Fax: (920) 876-3065 Website: www.kees.com	



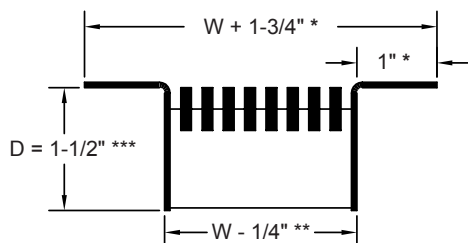
RADIUSED ARCHITECTURAL BAR GRILLES

FRAME STYLES

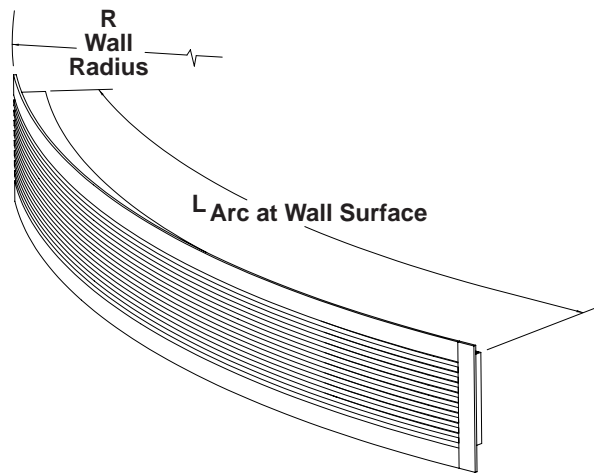
Face View
FS Frame



Flanged Frame Style FS



* 1/2", 3/4" and 1-1/2" flange widths also available, ** Core length = L-1/4"
(Overall core length varies for multiple section units based on tolerance $\pm 1/32"$ per section), *** 4" with optional O.B.D..
Contact the factory for limitations on radius of curvature.



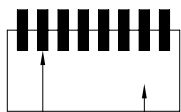
- WALL MOUNTED - CONVEX - F STYLE FRAME
- CONCAVE AVAILABLE (NOT SHOWN)

CORE STYLES

Core Styles

- 1300-25
Bars 1/4" O.C.
- 1300-38
Bars 3/8" O.C.
- 1300-50
Bars 1/2" O.C.

0 DEGREE
DEFLECTION

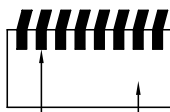


1/8" x 1/2" Bars. Support Bars 8" O.C. Other Centers Available.

Core Styles

- 1315F-25
Bars 1/4" O.C.
- 1315F-38
Bars 3/8" O.C.
- 1315F-50
Bars 1/2" O.C.

15 DEGREE
DEFLECTION

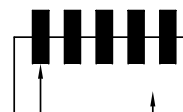


1/8" x 1/2" Bars. Other Centers Available. Support Bars 8" O.C.

Core Style

- 2500-50
Bars 1/2" O.C.

0 DEGREE
DEFLECTION



1/4" x 1/2" Bars. Support Bars 12" O.C. Other Centers Available.

NOTE: Contact the factory for limitations on radius of curvature.

Qty.	Listed Size		Wall Radius R	Curvature		Depth D	Core Style	Core Bar Centers	Frame Style	Sup. Bar Spacing	Material	Mtg Option	Finish	Damper	Tag
	L	W		Concex	Concave										

To maintain KEES' policy of continuous product improvement, we reserve the right to change prices, specifications, ratings or dimensions without notice or obligation.

Project		Location		<p>KEES INCORPORATED 400 S. Industrial Dr. • P.O. Box L Elkhart Lake, WI 53020 Phone: (920) 876-3391 Fax: (920) 876-3065 Website: www.kees.com</p>
Engineer		Dwg. No.	SD-RABG	
Architect		Date	11/09	
Contractor				